

A stylized illustration of a European city street, likely Ghent, featuring colorful buildings with gabled roofs and a checkered floor. The scene is set against a dark blue sky with clouds and a large moon. The buildings are rendered in various colors including white, red, yellow, and purple. The floor is a dark blue and black checkered pattern. Several small figures of people are scattered across the street, adding a sense of scale and life to the scene. The overall style is clean and modern, with a focus on architectural details and vibrant colors.

15 Tips & Tricks for Streamlining Your Workflow

DrupalCamp Ghent 2024

Agenda

[About me](#)

[Outline](#)

[Warm Up](#)


[Tips & Tricks](#)



About me

Bram Driesen

@BramDriesen



- Belgium - Limburg
- 29 years old
- Drupal Developer & DevOps Engineer
- ~9 years Drupal Experience




**Meet your digital
business partner**

sopra  steria

 **ORDINA**
a Sopra Steria company

 **TOBANIA**
a Sopra Steria company

Goal



Outline

[Drupal.org](#)

[IDE / PHPStorm](#)

[Projects](#)

[CLI Tools](#)



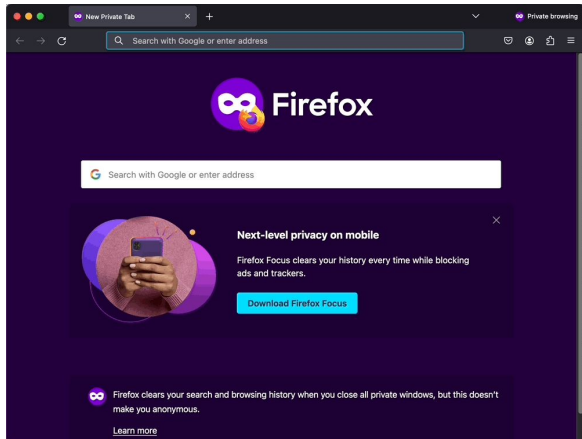


DrupalTM

1. DGO.RE (.TO)



1. DGO.RE (.TO) Magic URL redirects



Projects
`dgo.re/views` → <https://www.drupal.org/project/views>

Git Repositories
`dgo.re/r/commerce` → <https://git.drupalcode.org/project/commerce>

Project Docs
`dgo.re/d/token` → <https://www.drupal.org/documentation/modules/token>
`dgo.re/token/docs` → <https://www.drupal.org/documentation/modules/token>

API
`dgo.re/a/hook_menu` → http://api.drupal.org/hook_menu

Issue queues
`dgo.re/i/drupal` → <https://www.drupal.org/project/issues/drupal>

Sandboxes
`dgo.re/s/commerce_immediate_login` → <https://www.drupal.org/sandbox/simongeorges/1676742>

Node numbers
`dgo.re/118536` → <https://www.drupal.org/node/118536>

Comments
`dgo.re/783692/2913076` or `dgo.re/c/2913076` → <https://www.drupal.org/comment/2913076#comment-2913076>

Users
`dgo.re/@xjm` → <https://www.drupal.org/u/xjm>
`dgo.re/u/hvahalik` → <https://www.drupal.org/u/hvahalik>

Groups
`dgo.re/g/greece` → <https://groups.drupal.org/greece>



2. **MRN**[®]
MOTOR RACING NETWORK

NASCAR[™]

THE VOICE OF NASCAR






2. MRN - Maintainer Release Notes

Generate release notes

Generates release notes for projects hosted on Drupal.org

Project poll	
From 8.x-1.5	To 8.x-1.6

[Generate release notes](#)

 Created by [Matt Glaman](#) | Inspired by [Git Release Notes for Drush](#)

<https://drupal-mrn.dev>

2. MRN - Maintainer Release Notes

Here are you release notes!

```
<p><em>Add a summary here</em></p>
<h3>Contributors (6)</h3>
<p><a href="https://www.drupal.org/u/berdir">Berdir</a>, <a
href="https://www.drupal.org/u/naheemsays">NaheemSays</a>, <a
href="https://www.drupal.org/u/project-update-bot">Project Update Bot</a>, <a
href="https://www.drupal.org/u/joel_osc">joel_osc</a>, <a
href="https://www.drupal.org/u/nikitai">nikitai</a>, <a
href="https://www.drupal.org/u/ramonvasconcelos">ramonvasconcelos</a></p>
<h3>Changelog</h3>
<p><strong>Issues:</strong> 4 issues resolved.</p>
<p>Changes since <a href="https://www.drupal.org/project/poll/releases/8.x-1.5">8.x-1.5</a></p>
<h4>Bug</h4>
<ul>
<li><a href="https://www.drupal.org/3291297">#3291297</a> by NaheemSays: Tests Failing on CI
since Drupal 9.3</li>
<li><a href="https://www.drupal.org/3293712">#3293712</a> by NaheemSays: Fix Test Failure
starting with Drupal 9.4</li>
<li><a href="https://www.drupal.org/3102069">#3102069</a> by ramonvasconcelos, nikitai,
joel_osc: Poll question is not translated</li>
</ul>
```



Release notes

Drupal 10 compatibility, bugfixes

Contributors (6)

[Berdir](#), [NaheemSays](#), [Project Update Bot](#), [joel_osc](#), [nikitai](#), [ramonvasconcelos](#)

Changelog

Issues: 4 issues resolved.

Changes since [8.x-1.5](#):

Bug

- [#3291297](#) by NaheemSays: Tests Failing on CI since Drupal 9.3
- [#3293712](#) by NaheemSays: Fix Test Failure starting with Drupal 9.4
- [#3102069](#) by ramonvasconcelos, nikitai, joel_osc: Poll question is not translated

Misc

- Update theme

Task

- [#3297878](#) by Berdir, Project Update Bot: Automated Drupal 10 compatibility fixes

[View usage statistics for this release](#)

3. Drupal Slack





3. Drupal Slack

- Channels for everything!
 - Including many maintainers
- Support channel
- One of the main communication channels
- ...

Direct messages

To: Dries

- Dries Van Giel** Dries Van Giel
- Dries Arnolds** Dries Arnolds
- Dries** Dries Buytaert

- # commerce
- # **contribute**
- # contribution-recogniti...
- # **d10readiness**
- 🔒 dce22-volunteers
- # decoupled
- # **devdays**
- 🔒 devdays-organizing-te...
- # devops
- # drupal-belgium
- 🔒 drupal-belgium-organiz...
- # drupal-belgium-web-te...
- # drupal-google
- # **drupal-infrastructure**
- # drupal-nl
- # drupalcamp
- # **drupalcon**
- 🔒 drupalcon-photography
- 🔒 More unread

drupalviking 7:36 PM NEW

I installed the Commerce Shipping module to my site. But the documentation is very much sub-par on how to use it 😞

My customer wants to have different shipping methods, five in total: First one is to pick up at the store and four various Icelandic Couriers. All of the shipping methods will have at the beginning "User pays the shipping cost at delivery of the item".

But I'm confused with what exactly is "Shipping methods", what is shipment type and package type?

How do I connect all this to my Order types? I have added Shipment type and Shipment checkout flow to my Order, but I don't get anything displayed. Am I missing something?

19 replies Last reply today at 7:55 PM

B I ↻ ↪ ⋮ ⋮ ⋮ ⋮ ⋮ ⋮

Message #commerce

isn't showing

rszrama 2 hours ago
maybe you need to update the order type to use the shipping checkout flow?

drupalviking 2 hours ago
I did! That's my confusion

rszrama 2 hours ago
old order maybe? delete and start a fresh order?


drupalviking 2 hours ago
Ahhh, I will try that

drupalviking 2 hours ago
No, I did try that. Incognito

rszrama 2 hours ago

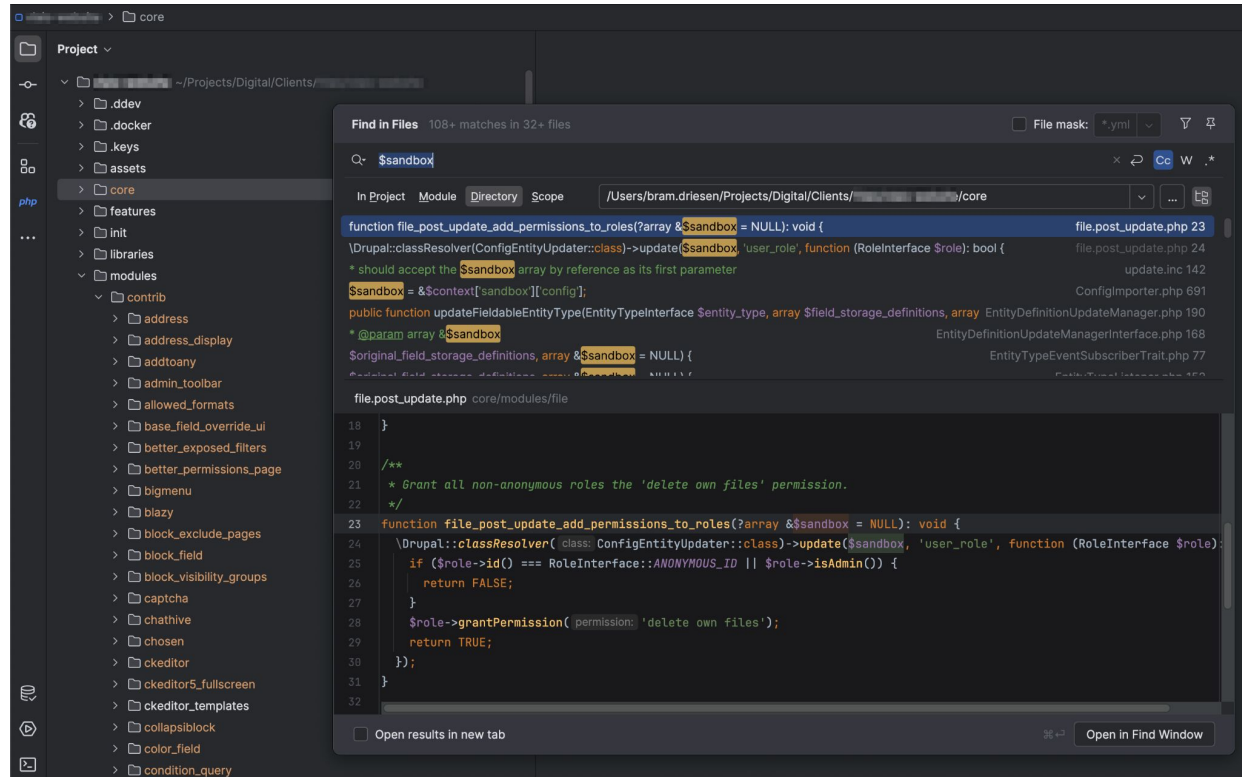
drupalviking 2 hours ago
I will try again tomorrow, my brain is fried at the moment ;-)

4. Drupal Code Search



4. Code Search

⌘ Cmd + ⇧ Shift + F



The screenshot shows an IDE interface with a file explorer on the left and a code editor on the right. A search window is open, displaying the results of a search for the term '\$sandbox'.

Search Window:

- Search Query: `$sandbox`
- File mask: `*.yaml`
- Matches: 108+ matches in 32+ files
- Scope: `/Users/bram.driesen/Projects/Digital/Clients/.../core`

Code Editor:

```
function file_post_update_add_permissions_to_roles(?array &$sandbox = NULL): void {
    \Drupal::classResolver(ConfigEntityUpdater::class)->update($sandbox, 'user_role', function (RoleInterface $role): bool {
        * should accept the $sandbox array by reference as its first parameter
        $sandbox = &$context['sandbox'][$config];
        public function updateFieldableEntityType(EntityTypeInterface $entity_type, array $field_storage_definitions, array EntityDefinitionUpdateManagerInterface.php 190
        *@param array &$sandbox
        $original_field_storage_definitions, array &$sandbox = NULL) {
            Entity type event subscriber trait.php 77
            $context['sandbox'] = &$context['sandbox'];
            file_post_update.php core/modules/file
18 }
19
20 /**
21  * Grant all non-anonymous roles the 'delete own files' permission.
22  */
23 function file_post_update_add_permissions_to_roles(?array &$sandbox = NULL): void {
24     \Drupal::classResolver(ConfigEntityUpdater::class)->update($sandbox, 'user_role', function (RoleInterface $role):
25         if ($role->id() === RoleInterface::ANONYMOUS_ID || $role->isAdmin()) {
26             return FALSE;
27         }
28         $role->grantPermission(permission: 'delete own files');
29         return TRUE;
30     });
31 }
32
```


4. Drupal Code Search

<http://codcontrib.hank.vps-private.net>

'type' => 'inline_entity_form_complex',

Filename (example ".install" or ".js")

Search

Results

amoebacrm 8.x-1.x-dev :: src/Entity/Contact.php

01.05.2020

```
411 ])  
412 ->setDisplayOptions('form', [  
413   'type' => 'inline_entity_form_complex',  
414   'settings' => [  
415     'form_mode' => 'default',  
416     'collapsible' => TRUE,  
417     'allow_new' => TRUE,  
418     'allow_existing' => TRUE,  
419     'match_operator' => 'CONTAINS',
```

commerce 8.x-2.8 :: modules/order/commerce_order.module

17.07.2018

```
159 ->setSetting('handler', 'default')  
160 ->setDisplayOptions('form', [  
161   'type' => 'inline_entity_form_complex',  
162   'weight' => 0,  
163   'settings' => [  
164     'override_labels' => TRUE,  
165     'label_singular' => 'order item',  
166     'label_plural' => 'order items',  
167   ],
```

commerce 8.x-2.8 :: modules/product/commerce_product.module

17.07.2018

```
262 ])  
263 ->setDisplayOptions('form', [  
264   'type' => 'inline_entity_form_complex',  
265   'weight' => 10,  
266   'settings' => [  
267     'allow_duplicate' => TRUE,  
268     'override_labels' => TRUE,  
269     'label_singular' => 'variation',  
270     'label_plural' => 'variations',
```

5. Tugboat



5. Tugboat - Real world example

- Issue fork [gin-3444722](#) [Get push access](#) [Show commands](#)

[3444722-unset-the-claro](#)  changes, plain diff  **MR !416** mergeable [hide](#)

 [View live preview](#) (ready) via Tugboat [View log](#) [Rebuild](#)

[About issue forks](#)

Support from Acquia helps fund testing for Drupal

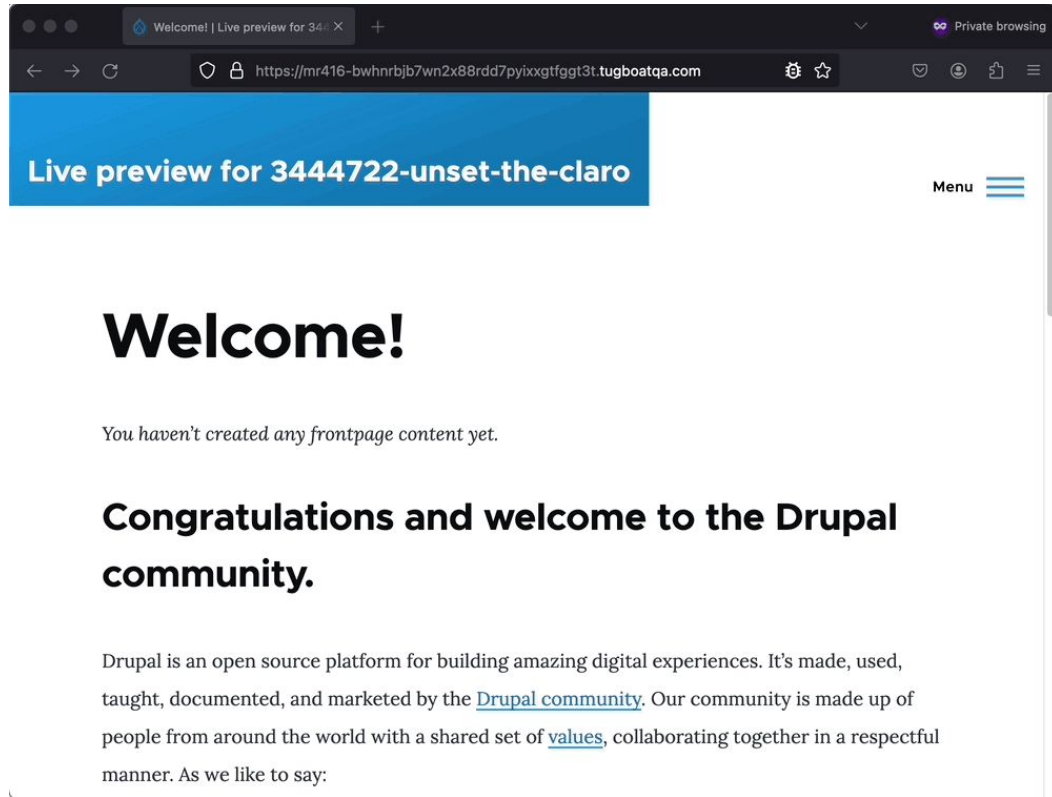
ACQUIA

<https://www.drupal.org/project/gin>



5. Tugboat - Demo

- Quick testing
- No DrupalPod / Local set-up needed



5. Tugboat - .tugboat/config.yml

- <https://github.com/q0rban/tugboat-drupal>
- Very flexible
- Update & Build commands (e.g. drush)
- Very handy for front-end related modules / then

Project examples:

- Gin
- Webform

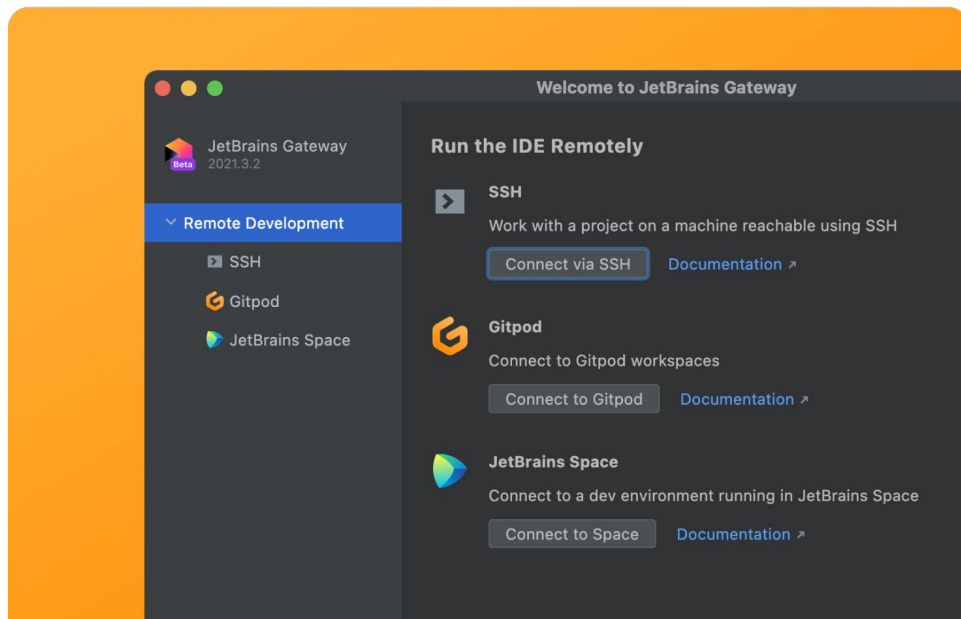
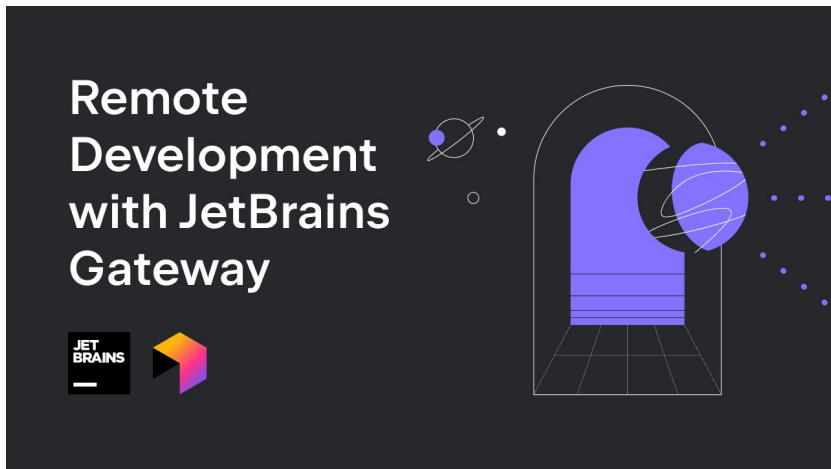
 **config.yml**  3.01 KiB

```
1  services:
2    php:
3      image: q0rban/tugboat-drupal:10
4      default: true
5      http: false
6      depends: mysql
7      commands:
8        update: ...
9        build: ...
10   mysql:
71     image: tugboatqa/mariadb
72
```

6. DrupalPod



7. Remote development



7. Remote development

New Workspace

Create a new workspace in the Bram Driesen organization.

<> DP_PROJECT_NAME=cookiebot,DP_ISSUE_FORK=,DP... ▾

>_ VS Code · 1.88.1
Editor · Browser ^

Select Editor

PS PhpStorm · 2024.1.1

RM RubyMine · 2024.1.1

WS WebStorm · 2024.1.1

RD Rider · 2024.1.1

Install the Gitpod extension to launch workspaces from GitHub.

Running

Opening Workspace ...

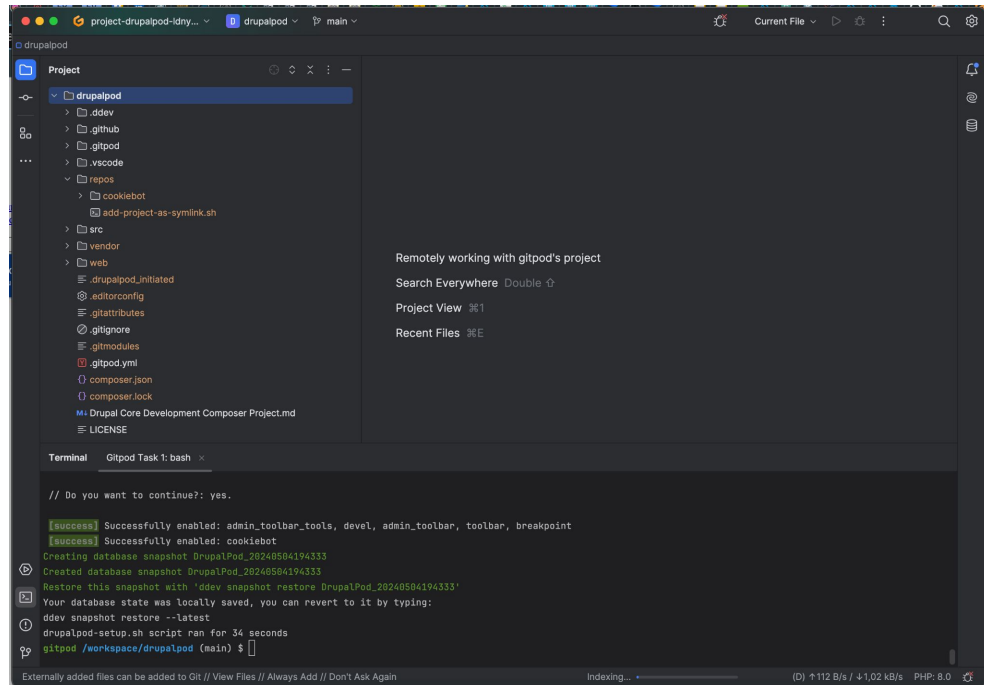
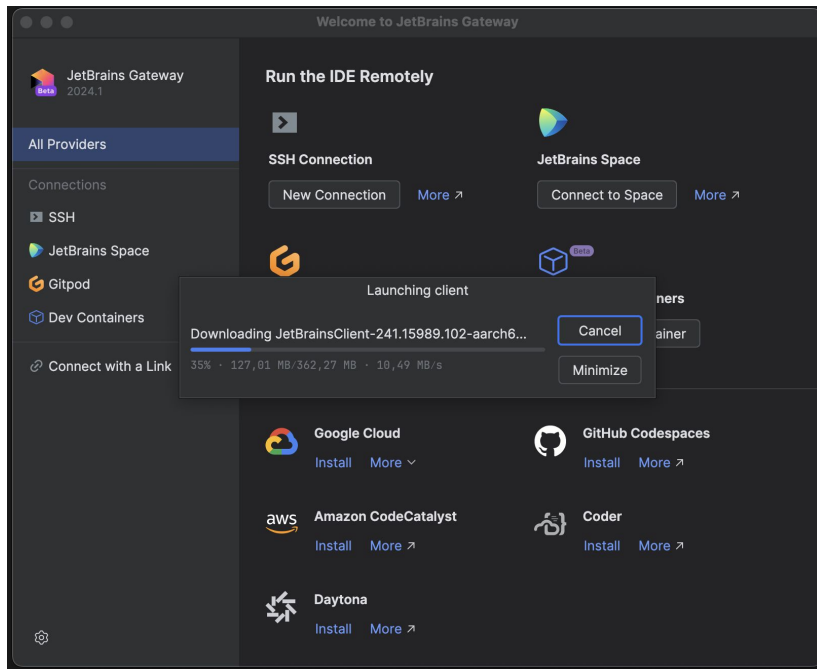
● project-drupalpod-ldnyqs4abnp
<https://git.drupalcode.org/projec...>

If you don't see an open dialog in your browser, make sure you have the [JetBrains Gateway with Gitpod Plugin](#) installed on your machine, and then click **Open in PhpStorm** below.

More Actions... ▾ **Open in PhpStorm**

! You can change the default editor for opening workspaces in [user preferences](#).

7. Remote development



8. GitLab CI



GitLab

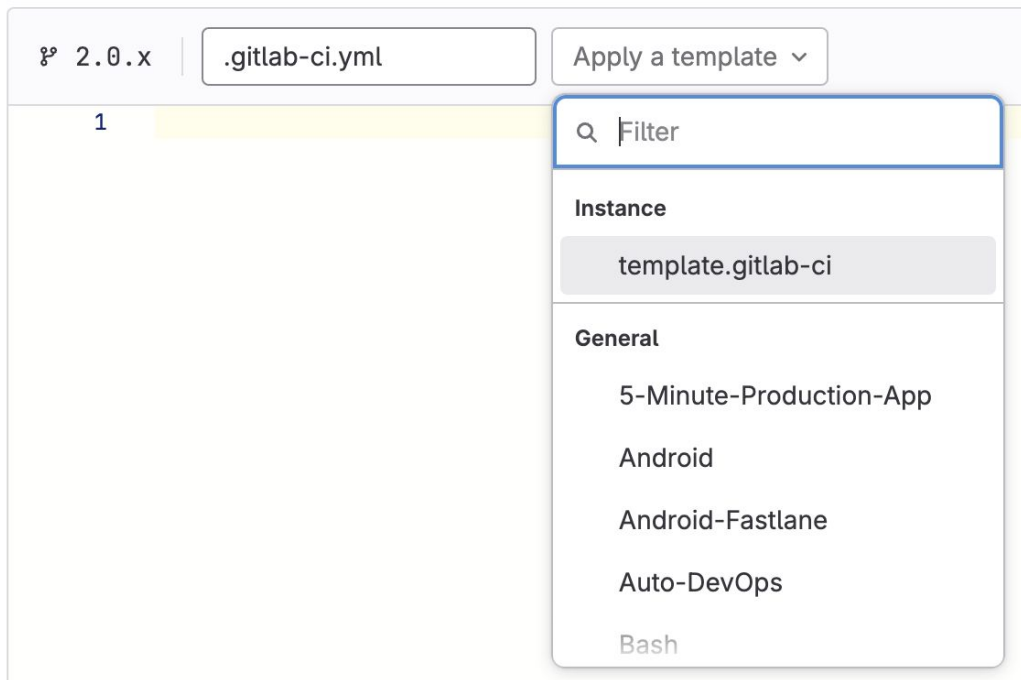




8. GitLab CI

- Opting in is easy!

New file



The screenshot shows the 'New file' dialog in GitLab. At the top, there is a version selector '2.0.x' and a text input field containing '.gitlab-ci.yml'. To the right is a button labeled 'Apply a template' with a dropdown arrow. Below the input field, a dropdown menu is open, displaying a search bar with the text 'Filter'. Under the search bar, the menu is divided into two sections: 'Instance' and 'General'. Under 'Instance', the option 'template.gitlab-ci' is highlighted. Under 'General', the options listed are '5-Minute-Production-App', 'Android', 'Android-Fastlane', 'Auto-DevOps', and 'Bash'.

8. GitLab CI

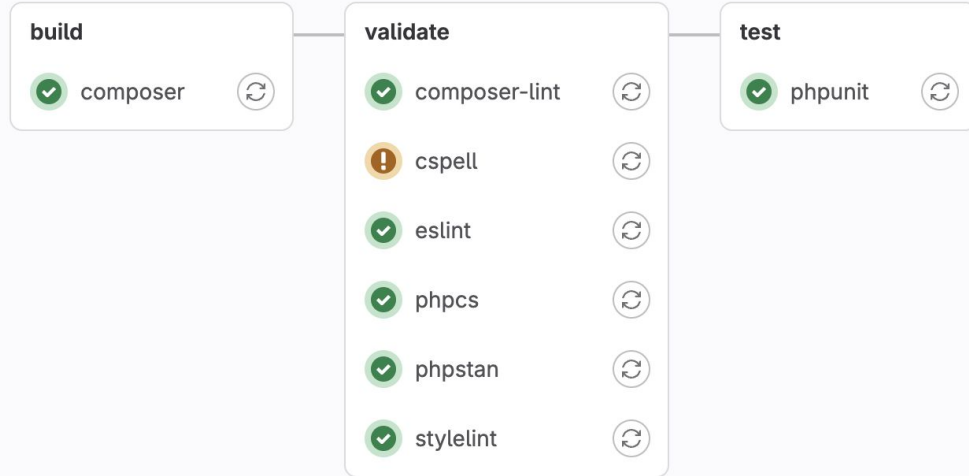
New file

```
2.0.x | .gitlab-ci.yml | template.gitlab-ci v | No wrap
1 #####
2 # GitLabCI template for Drupal projects.
3 #
4 # This template is designed to give any Contrib maintainer everything they need to test, without requiring modification.
5 # It is also designed to keep up to date with Core Development automatically through the use of include files that can be centrally maintained.
6 # As long as you include the project, ref and three files below, any future updates added by the Drupal Association will be used in your
7 # pipelines automatically. However, you can modify this template if you have additional needs for your project.
8 # The full documentation is on https://project.pages.drupalcode.org/gitlab\_templates/
9 #####
10
11 # For information on alternative values for 'ref' see https://project.pages.drupalcode.org/gitlab\_templates/info/templates-version/
12 # To test a Drupal 7 project, change the first include filename from .main.yml to .main-d7.yml
13 include:
14 - project: $_GITLAB_TEMPLATES_REPO
15   ref: $_GITLAB_TEMPLATES_REF
16   file:
17     - "/includes/include.drupalci.main.yml"
18     - "/includes/include.drupalci.variables.yml"
19     - "/includes/include.drupalci.workflows.yml"
20
21 #####
22 # Pipeline configuration variables are defined with default values and descriptions in the file
23 # https://git.drupalcode.org/project/gitlab\_templates/-/blob/main/includes/include.drupalci.variables.yml
24 # Uncomment the lines below if you want to override any of the variables. The following is just an example.
25 #####
26 # variables:
27 #   SKIP_ESLINT: '1'
28 #   OPT_IN_TEST_NEXT_MAJOR: '1'
```

8. GitLab CI

Pipeline Needs Jobs 8 Failed Jobs 1 Tests 94 Code Quality

Group jobs by Stage Job dependencies



8. GitLab CI - Tricks

```
#####  
# Pipeline configuration variables  
#  
# These are the variables provided to the Run Pipeline form that a user may want to override.  
#  
# Docs at https://git.drupalcode.org/project/gitlab_templates/-/blob/1.0.x/includes/include.drupalci.variables.yml  
#####  
variables:  
  _PHPUNIT_CONCURRENT: '1'
```



Bram Driesen he/him Dutch Belgium [Credit](#) *commented*
19 March 2024 at 10:12

#5

Time difference:

- Latest run: 3 minutes 39 seconds
- Run on a [different issue](#): 18 minutes 43 seconds

[edit](#) [report as spam](#)



drunken monkey he/him German Vienna, Austria [Credit](#) *commented*
25 March 2024 at 17:24

#6

Status: ~~Needs review~~ » **Fixed**

Awesome, thanks for the suggestion! Was not aware of this option, but if it makes CI pipelines that much faster (and the tests still pass ...) this is of course a no-brainer. So, merged. Thanks again!

PhpStorm

JetBrains IDE


2024.1



9. Free License!

JetBrains is offering **any** contributor on Drupal.org with **more than 35 contribution credits in the past year** a free PhpStorm license.

- [JetBrains partner page](#)
- [Drupal.org blog post](#)
- [Application form](#)



Get Drupal contributor free license

Please provide the information below to apply for a free license for JetBrains PhpStorm as a Drupal contributor.

Email address:

I confirm that the email address provided above belongs to me.

Name:

Country / region:


Link to your profile page:

Your IRC (name) on Drupal.org:

Contribution credits in the past year:


I have read and I accept the [JetBrains Account Agreement](#)

[APPLY FOR FREE LICENSE](#)




10. PHPStorm + DDEV

- Run DDEV Actions
- Quick access DDEV Services
- Check for DDEV Updates
- Auto Configure PHP Remote Interpreter
- Auto Configure Node.js Remote Interpreter
- Auto Configure Data Source
- Integrated DDEV Terminal



Marketplace

Tools Integration



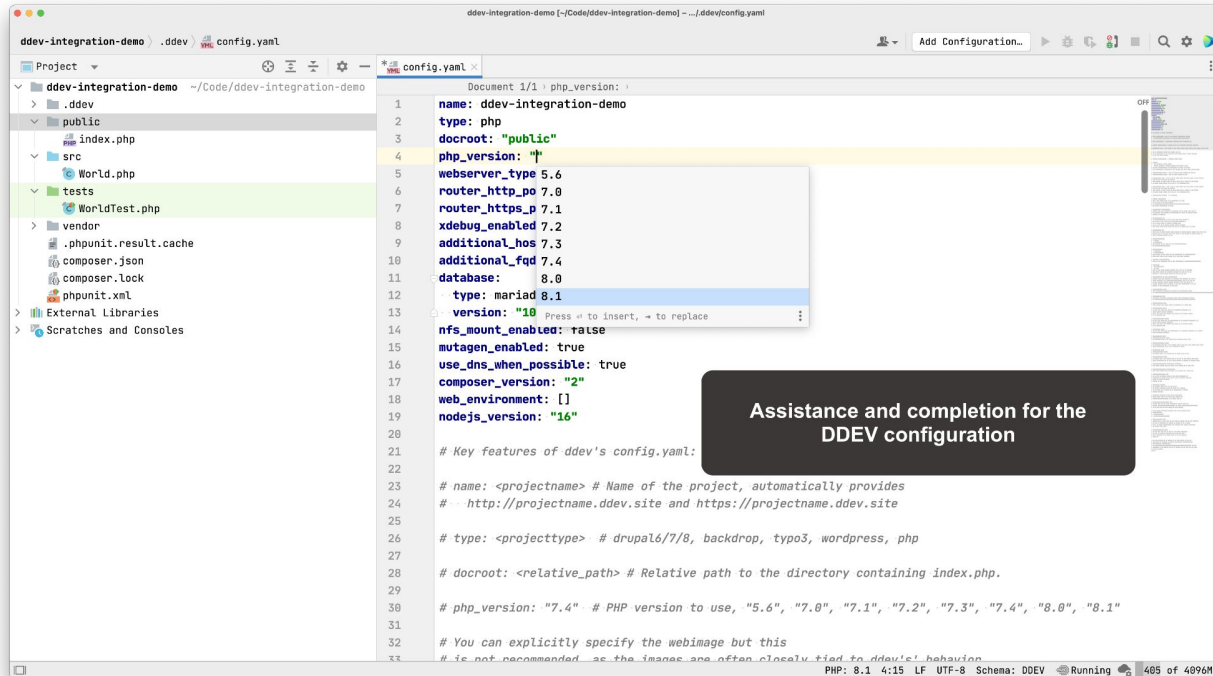
DDEV Integration

★★★★★

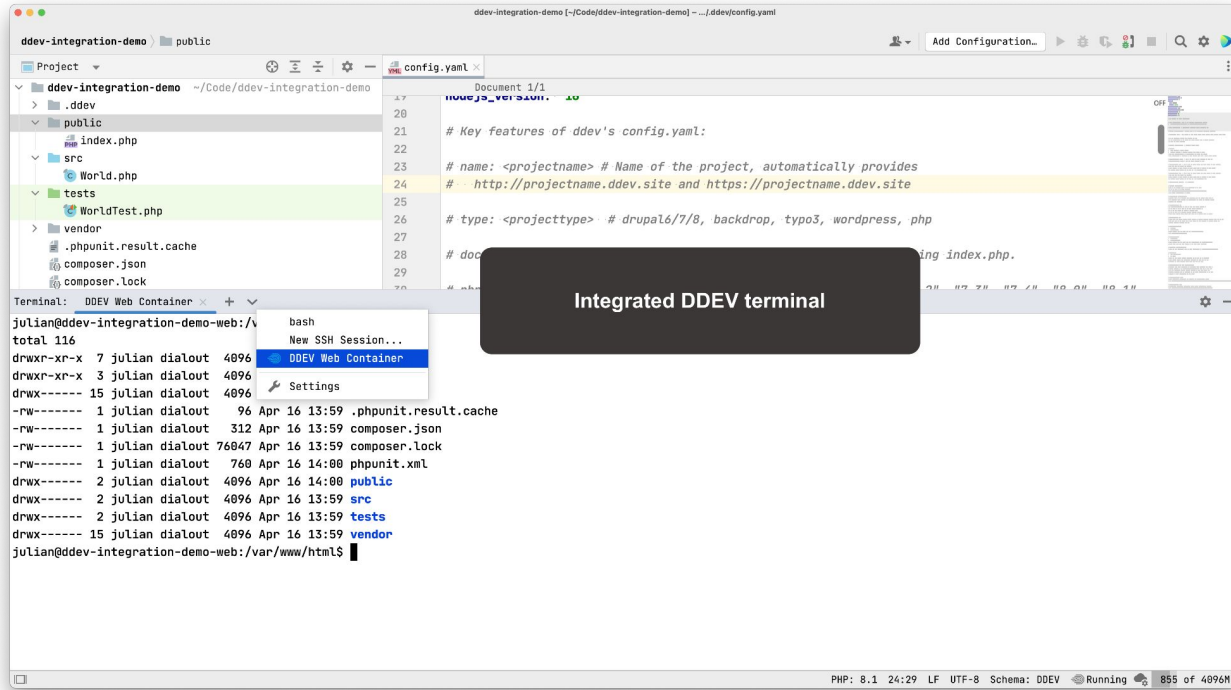
Nico Löber

[Overview](#) [Versions](#) [Reviews](#)

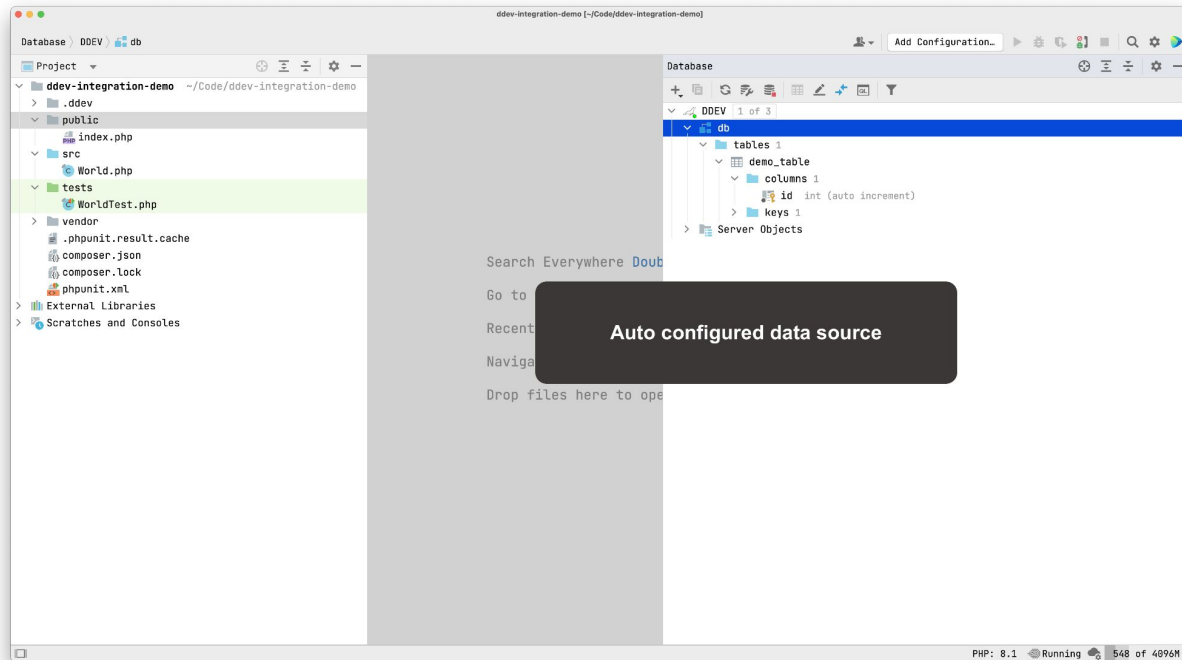
10. PHPStorm + DDEV



10. PHPStorm + DDEV



10. PHPStorm + DDEV



10. PHPStorm + DDEV

The screenshot shows the PhpStorm IDE interface. On the left, a file explorer shows the project structure for 'ddev-integration-demo'. The main editor displays the 'config.yaml' file with the following content:

```
1 name: ddev-integration-demo
2 type: php
3 docroot: "public"
4 php_version: "8.1"
5 webserver_type: nginx-fpm
6 router_http_port: "80"
7 router_https_port: "443"
8 xdebug_enabled: false
9 additional_hostnames: []
10 additional_fqdns: []
11 database:
12   - type: mariadb
13     - version: "10.3"
14   - nfs_mount_enabled: false
15     - mutagen_enabled: true
16     - use_dns_when_possible: true
17     - composer_version: "2"
18     - web_environment: []
19     - nodejs_version: "16"
20
21 # Key features of ddev's config.yaml:
22
23 # name: <projectname> # Name of the project
24 # - http://projectname.ddev.site
25
26 # type: <projecttype> # drupal6/7/8
27
28 # docroot: <relative_path> # Relative path to the directory containing index.php.
29
30 # php_version: "7.4" # PHP version to use, "5.6", "7.0", "7.1", "7.2", "7.3", "7.4"
31
32 # You can explicitly specify the webimage but this
33 # is not recommended as the images are often closely tied to ddev's behavior
```

A callout box with the text "Quick access to DDEV services" is overlaid on the code. At the bottom right, a context menu is open with the following options:

- Open Mailhog
- Open Website
- Open Database Administration

The status bar at the bottom indicates: "Open ddev-config-test-mailhog service in your browser" and "PHP: 8.1 24:29 LF UTF-8 Schema: DDEV Running 473 of 4096M".

11. CoPilot





11. GitHub CoPilot

```
// Base fields definition called 'Event type', a list field with options
// called 'DrupalCamp' and 'DrupalCon', single value and required.
$fields['event_type'] = BaseFieldDefinition::create('list_string')
  ->setLabel(t('Event type'))
  ->setRequired(TRUE)
  ->setSetting('allowed_values', [
    'DrupalCamp' => 'DrupalCamp',
    'DrupalCon' => 'DrupalCon',
  ]);
```



11. GitHub CoPilot

```
// Base fields definitions for a list field with two options called  
// 'DrupalCamp' and 'DrupalCon'.
```

```
451   msgid 'Event type'  
452   msgstr 'Evenement type'  
453
```


12. Actions



12. Actions

The screenshot shows the VS Code Settings window with the 'Tools' section expanded to 'Actions on Save'. The left sidebar shows a search for 'actions' and a list of settings categories including Editor, Plugins, Version Control, Build, Execution, Deployment, Languages & Frameworks, and Tools. The 'Tools' category is selected, and 'Actions on Save' is highlighted. The main panel displays a table of actions that can be configured to run when a file is saved.

Action	Activated On
<input checked="" type="checkbox"/> Reformat code Files: <code>ActionScript</code> , 42 more ▾ Whole file ▾	Any save
<input type="checkbox"/> Optimize imports All file types ▾	Any save
<input type="checkbox"/> Rearrange code	Any save
<input type="checkbox"/> Run code cleanup Applies fixes from the code cleanup inspections	Any save
Update copyright notice No copyright is configured	Any save
Run stylelint --fix Stylelint integration disabled	Any save
Run eslint --fix ESLint integration disabled	Any save
<input type="checkbox"/> Run Prettier Prettier package not specified	Any save
File Watcher No File Watchers configured	Any save
<input type="checkbox"/> Helped to default config Configure autosave options...	Any save

13. Make Files



13. Make Files

Makefile sets a set of rules to determine which parts of a program need to be recompile, and issues command to recompile them.



GNU Make



13. Make Files - Practical example

- You staged down a database to your local environment which is running behind on your codebase
- What do you do?
 - `drush cr`
 - `drush updb -y`
 - `drush cim`
 - `npm run build`
 - ...



13. Make Files - Practical example

make install

```
57 ▶ install:
58     make cr
59     make csex
60     ddev drush updb -y --no-cache-clear
61     make cr
62     make cim
63     make locale
64     ddev npm i
65     make front-all
66     make cim
67
```


CLI stuff

```
1. Sep 15:53 ..
0. Sep 2015 bin -> usr/bin
19. Sep 09:31 boot
21. Sep 15:50 dev
19. Sep 09:32 etc
21. Sep 15:52 home
7 30. Sep 2015 lib -> usr/lib
7 30. Sep 2015 lib64 -> usr/lib
84 23. Jul 11 lost+found
96 1. Aug 22:45 mnt
96 30. Sep 2015 opt
16 21. Sep 15:52 private -> /home/encrypted
0 21. Sep 08:15 proc
4096 12. Aug 15:37 root
560 21. Sep 15:50 run
7 30. Sep 2015 sbin -> usr/bin
4096 30. Sep 2015 srv
0 21. Sep 15:51 sys
300 21. Sep 15:45 tmp
4096 12. Aug 15:39 usr
4096 23. Jul 10:25 var
root
root
root 4096 21. Sep 15:53
4096 21. Sep 15:53
```

14. The f*ck

- CLI correction

A terminal window with a red title bar. The title bar text is "nvbn@nvbn-desktop: ~/exp/thefuck 76x18". The terminal content shows a green arrow pointing to the word "thefuck" in cyan, followed by "git:(master)" in red, a yellow "X" icon, and a white cursor. The rest of the terminal is dark purple.

```
nvbn@nvbn-desktop: ~/exp/thefuck 76x18  
→ thefuck git:(master) X
```

15. CLI Autocomplete

Autoco |

Autocomplete

what is autocomplete

how does autocomplete work

how to use autocomplete



15. CLI Autocomplete

- Zsh Syntax highlighting
- [Link](#)

```
Before: % echo $'Hello, world\x21'
```

```
After: % echo $'Hello, world\x21'
```

```
Before: % echo 'Pay $5 to Joe'  
% echo "Pay $5 to Joe"
```

```
After: % echo 'Pay $5 to Joe'  
% echo "Pay $5 to Joe"
```

```
Before: % ( foo=42 )
```

```
After: % ( foo=42 )
```

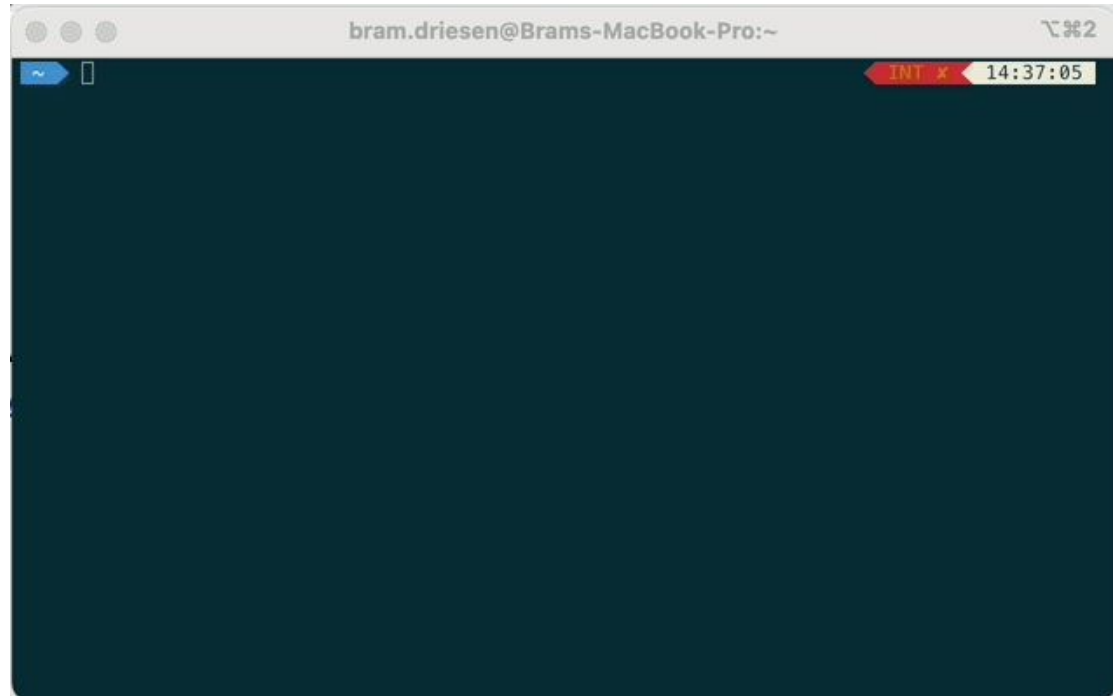
```
Before: % echo 3> /proc/.../vm/drop_caches
```

```
After: % echo 3> /proc/.../vm/drop_caches
```



15. CLI Autocomplete

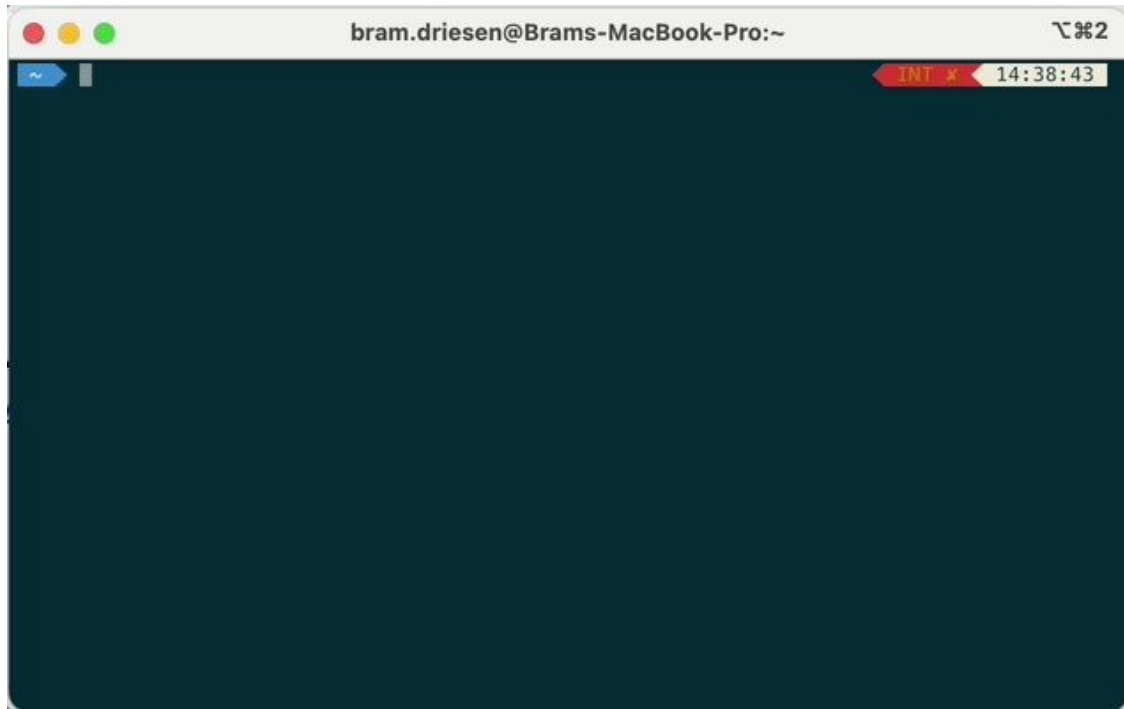
- Zsh Autosuggestions
- [Link](#)





15. CLI Autocomplete

-





1994 2412 2000

